

CAP LONG-TERM CONTRACTS As of 8/7/18 (DRAFT: data subject to change)			
	CAP USER CATEGORY	VOLUME (AF)	ENTITY
P3 - Colorado River Water Exchange Contracts			
	Ak-Chin Water Rights Settlement	47,500	Ak-Chin (Yuma-Mesa Division)
	SRPMIC Water Rights Settlement Assignments (20,900 AF)	4,064	Chandler
		6,424	Gilbert
		2,850	Glendale
		2,622	Mesa
		4,750	Phoenix
		95	Scottsdale
		95	Tempe
P3 TOTAL		68,400	
Indian Priority			
	Indian Priority Contracts (341,861 AF)	58,300	Ak-Chin
		18,233	Fort McDowell Indian Community
		191,200	Gila River Indian Community
		500	Pascua Yaqui Tribe
		13,300	Salt River Pima-Maricopa Indian Community
		12,700	San Carlos Apache Tribe
		8,000	Tohono O'Odham Nation - Chui Chui
		27,000	Tohono O'Odham Nation - San Xavier
		10,800	Tohono O'Odham Nation - Schuk Toak
		128	Tonto-Apache Tribe
		1,200	Yavapai-Apache Nation
	500	Yavapai-Prescott Tribe (assigned to Scottsdale)	
	Reserved for Future Settlements	1,218	{Pending; White Mountain Apache Tribe}
Indian Priority TOTAL		343,079	
M&I Priority			
	M&I Subcontracts Allocated to M&I (620,678)	32,076	ASLD
		6,285	Arizona Water Company (Supersitition)
		8,884	Arizona Water Company (Casa Grande)
		2,000	Arizona Water Company (Coolidge)
		968	Arizona Water Company (White Tank)
		21,000	ASARCO (Ray Mine)
		5,416	Avondale
		68	Buckeye
		1,300	Carefree Water Co.
		2,606	Cave Creek
		8,311	CAWCD (for CAGR)
		8,654	Chandler
		8,909	Chaparral City Water Co.
		3,932	Circle City Water Co.
		2,858	Community Water Company of Green Valley
		508	El Mirage, City of
		2,171	Eloy
		11,093	EPCOR, Inc (Agua Fria)
		3,231	EPCOR, Inc (Paradise Valley)
		4,189	EPCOR, Inc (Sun City)
		2,372	EPCOR, Inc (Sun City West)
		2,048	Florence
		2,854	Flowing Wells Irrigation District
	2,906	Freeport-McMoran	
	7,235	Gilbert	
	17,236	Glendale, City of	


Continued on back

continued M&I Subcontracts Allocated to M&I (620,678)		10,742	Goodyear
		1,900	Green Valley DWID
		2,336	Marana, Town of
		665	Maricopa County Parks and Rec.
		43,503	Mesa, City of
		13,460	Metropolitan DWID
		10,305	Oro Valley, Town of
		25,236	Peoria, City of
		122,204	Phoenix, City of
		161	Pine Water Company
		495	Queen Creek, Town of
		812	Rio Verde Utilities, Inc.
		236	San Tan Irrigation District
		52,810	Scottsdale, City of
		3,037	Spanish Trail Water Co.
		10,249	Surprise, City of
		4,315	Tempe, City of
	71	Tonto Hills Domestic Water	
	144,191	Tucson, City of	
	1,857	Vail Water Company	
	2,919	WUCFD (Apache Junction)	
	64	Water Utility of Greater Tonopah	
M&I Allocated to Tribal Users (18,145 AF)		14,665	San Carlos Apache Tribe (from Phelps Dodge)
		3,480	San Carlos Apache Tribe (from Globe)
M&I Priority TOTAL		638,823	
Indian and M&I Priority TOTAL		981,902	
NIA Priority - Tribal Allotment			
Tribal Contracts		120,600	Gila River Indian Community
		23,000	Tohono O'Odham Nation - San Xavier
		5,200	Tohono O'Odham Nation - Schuk Toak
Reserved for Future Settlements		67,300	Reserved for Future Settlements
NIA Priority Tribal TOTAL		216,100	
NIA Priority - M&I Allotment			
NIA - M&I from HIDD (47,303 AF) {Converts to M&I priority in 2044}		2,952	Chandler
		4,924	Mesa
		36,144	Phoenix
		3,283	Scottsdale
NIA - M&I from RWCD (5,000 AF)		972	Chandler
		1,537	Gilbert
		682	Glendale
		627	Mesa
		1,136	Phoenix
		23	Scottsdale
	23	Tempe	
NIA - M&I Unallocated		96,295	Unallocated NIA
NIA Priority M&I TOTAL		148,598	
NIA Priority Tribal and M&I TOTAL		364,698	
Long-Term Contact Total		1,415,000	

Additional information may be found at www.cap-az.com/departments/water-operations/allocations

CAP Priority Pool Usage

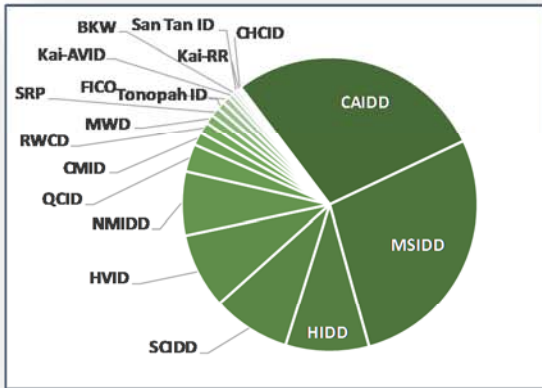
Current & "Buildout"



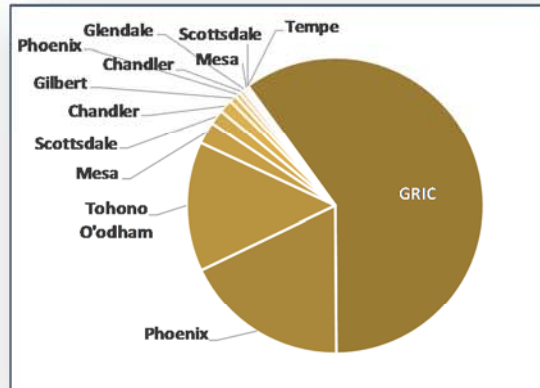
Data subject to change 8/8/18

CAP Priority Pool Entitlements

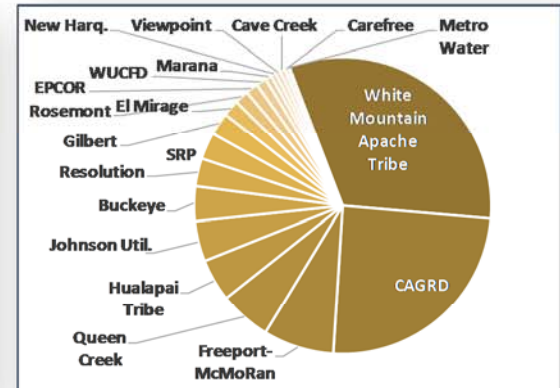
Ag Pool
300,000 AF



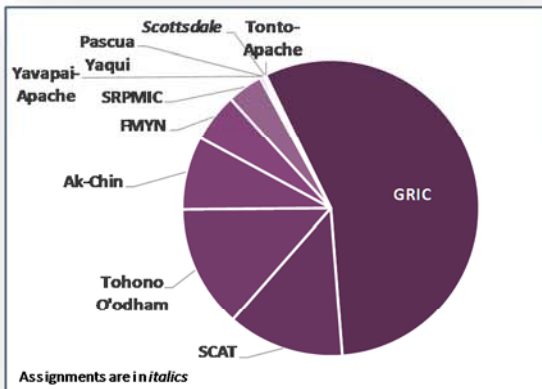
NIA Priority
Current; 201,203 AF



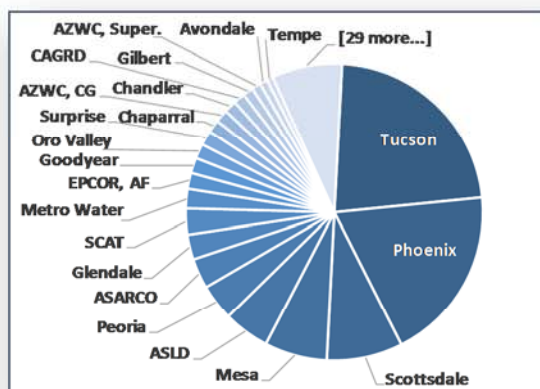
NIA Priority
Pending; 72,607 AF



Indian Priority
Current; 341,861 AF



M&I Priority
Current; 638,823 AF



P3 Priority
68,400 AF

